





















## CFE Committee Report

Generated on: 26 November 2018

PI Status		Long Term Trends		Short Term Trends	
	Alert		Improving		Improving
	Warning		No Change		No Change
	OK		Getting Worse		Getting Worse
	Unknown				
	Data Only				













### Traffic Light Amber




PI Code & Name	Current Status	Short Term Trend	Long Term Trend	Last Update	Current Value	Current Target	Latest Note
PEO CSC (SC) 8 % Reviews of Child Protection Cases on Time				October 2018	83.7%	90.0%	<b>Service Comment</b> Performance continues to be satisfactory
PEO CSC (CP) 12 Rate of Children Subject to a Section 47 enquiry (per 10,000)				October 2018	173.8	155.26	<b>Service Comment</b> S47 investigations are linked to appropriate threshold decision making. We have low numbers of S47 with children in care; this is being considered in our response to developing procedures linked to complex safeguarding and the contextual environment
PEO CSC (LA) 4 Looked After Children cases Reviewed within Timescales				October 2018	81.4%	90.0%	<b>Service Comment</b> Reviews still within range. Based upon current figures the rolling year trajectory for Looked After Children having their reviews on time appears to be at 80%.

							<p>We are aware that due to retrospective recording the figure regarding children being reviewed within timescales will increase across the rolling year.</p> <p>There is an acknowledged need to improve upon our ability to review children within timescales of which subsequent reviews are at 100%. The issue regarding late reviews relates to the Initial Looked After Child Review, which has to be convened inside of 20 working days of a child coming into care. The QA Service Manager ensures that they are notified of late reviews and rationale, which is then addressed through informal/formal redress with the fieldwork teams.</p> <p>The current rolling year to date of 81.4% is an improvement upon the year-end result of 70.7% for 2017/18.</p>
--	--	--	--	--	--	--	--

**Traffic Light Green**

PI Code & Name	Current Status	Short Term Trend	Long Term Trend	Last Update	Current Value	Current Target	Latest Note
PEO EEI (ED) 9 Rate of children Permanently Excluded from Primary and Secondary schools				September 2018	0.03	0.6	School exclusions in September 2018 were made up of 3 permanent exclusions from Primary and 4 permanent exclusions from Secondary.
PEO CSC (CN) 1 Referrals - Rate per 10,000 children aged 0-17				October 2018	597.2	576.6	<b>Service Comment</b> The trajectory continues to be downwards which assists with demand management. The impact of Early Help at the front door is a key factor in this.
PEO CSC (CN) 05 Child Protection Plan - Rate				October 2018	45.4	47	<b>Service Comment</b>

per 10,000 aged 0-17							Downward trajectory continues and is now in line with statistical neighbours.
PEO CSC (LA) 04 Looked After Children - Rate per 10,000 children aged 0-17				October 2018	51.6	48.8	<b>Service Comment</b> Work is currently being undertaken to look at numbers to explore the current trend as there has been a recent increase over and above those who are UASC.
PEO EEI (ED) 14 Unauthorised Pupil Absence in Primary Schools				2016/17	0.9	0.9	Data available from the LAIT tool. Diane Telford
PEO EEI (YO) 16 First Time Entrants to the Youth Justice System				Q2 2018/19	15	38	<b>Service Commentary:</b> Quarter 2 (2018-19) saw an increase of FTEs to 9 from 6 the previous quarter. While the number of FTEs to the youth justice system has increased, it is only 1 higher than the same quarter last year. All FTEs received either Youth Conditional Cautions, Referral Orders or a Conditional Discharge.
PEO EEI (YO) 17 First Time Entrants to the Youth Justice System previously triaged				Q2 2018/19	13.3%	40.3%	<b>Service Comment</b> Positively only 1 of the 9 FTEs had previously been triaged. The one individual who had reoffended had been Triaged about 6 weeks earlier and had been assessed as being at high risk of reoffending due to a number of complex issues, including unsupported neurodevelopmental difficulties. Preventative intervention was being offered by Youthink however there was insufficient time for this intervention to take effect.  The rate of those previously Triaged who become FTEs this year has remained under 20% over the last two quarters, with an average of 14% compared to last year's average of 36%. Thus there are currently no

							concerns about performance.
PEO CSC (CN) 3 Children in Need Rate per 10,000 aged 0-17				October 2018	152.2	400	<b>Service Comment</b> Awaiting data to represent the national criteria so comparisons can be made accordingly